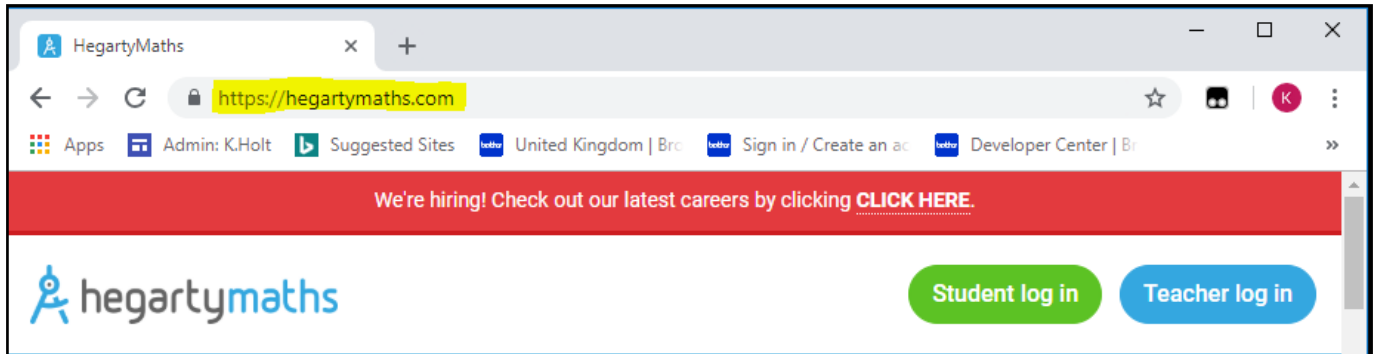




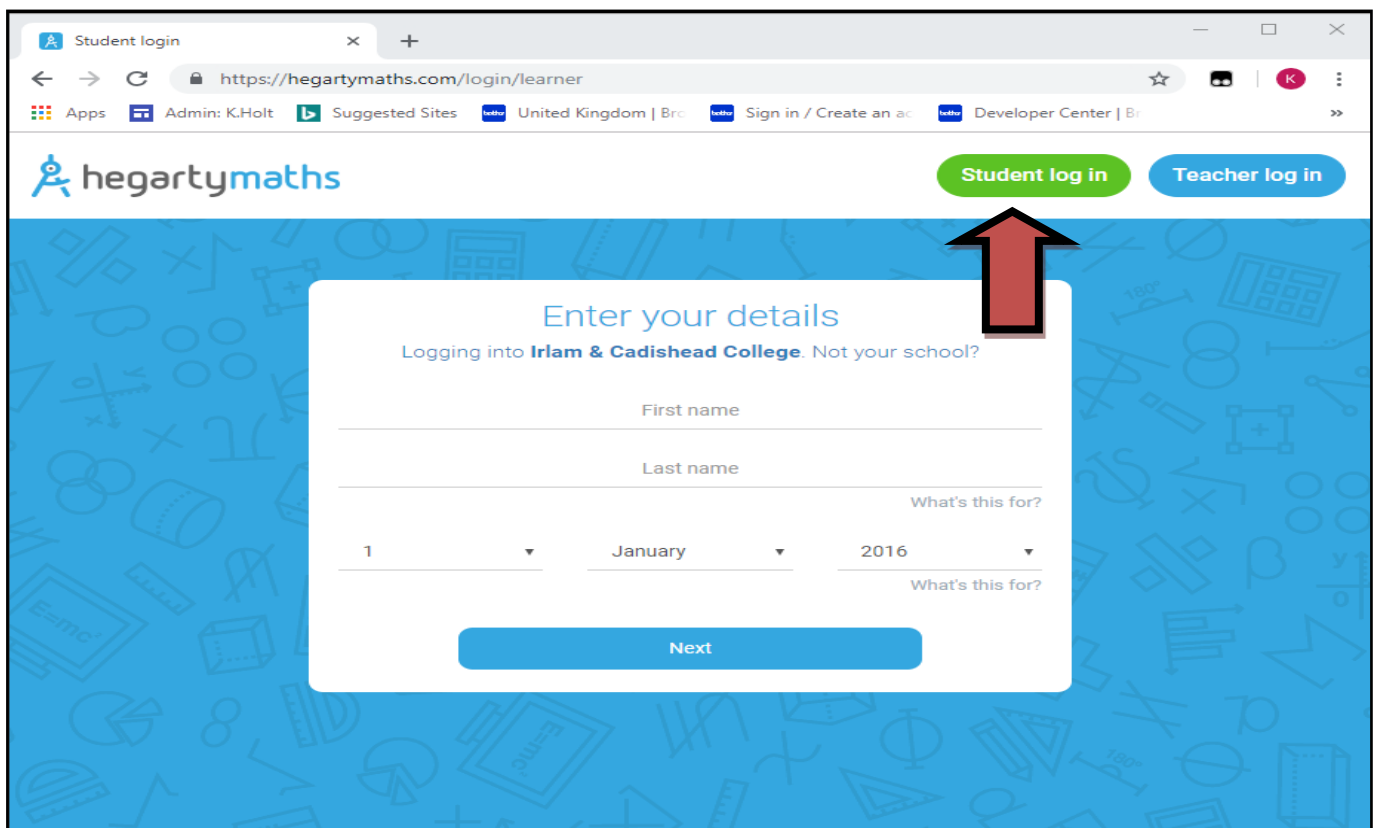
# HegartyMaths Parents User Guide

Your Child will enter the below URL

<https://hegartymaths.com>



They will then press Student Login




Your child will need their name and date of birth – this is their login. They create their own password and it is their responsibility to remember that password. Teachers do not have access to individual students' passwords due to GDPR regulations.

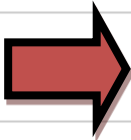


## Enter your details

Logging into **Irlam & Cadishead College**. Not your school?




First name 

---


Last name 

---

What's this for?

1  January  2016 

What's this for?

 **Next**


## Welcome back


Please enter your password to login.

Password

---


What's this for?

 [Forgotten your password? Click here to request your teacher to reset it.](#)

 **Login**

There is a facility to re-set the password should your child forget the password. This sends a notification to your child's class teacher and whilst Maths staff check on a regular basis, unfortunately at present HegartyMaths does not have the facility to email staff that a password re-set is required and therefore it is a manual process and could take up to 24 hours to action. Once your child's Maths teacher has re-set it, it does not notify the student so the onus is on the student to check back to ensure the re-set has happened. The students can then go on and choose another password of their choice.




Welcome 

Please set a password to login.

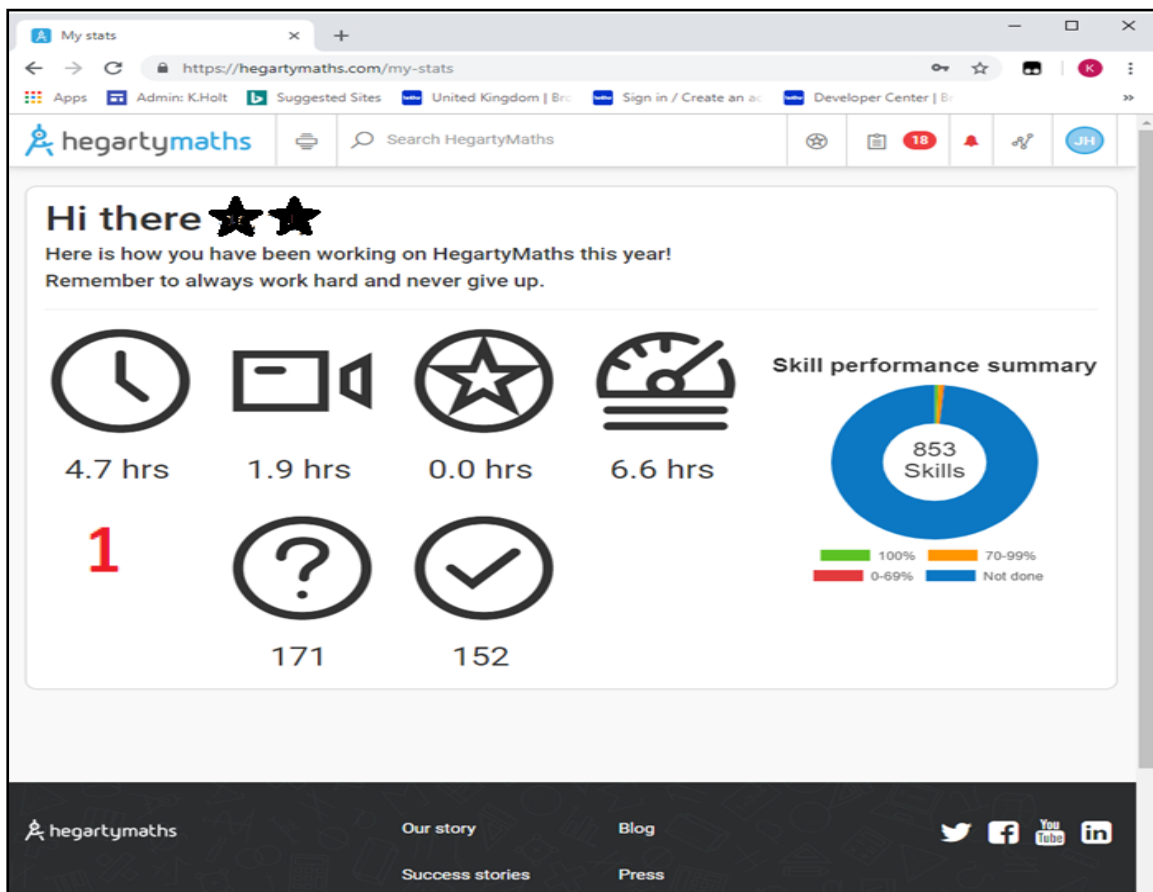
Password

Confirm password

[What's this for?](#)

 Login

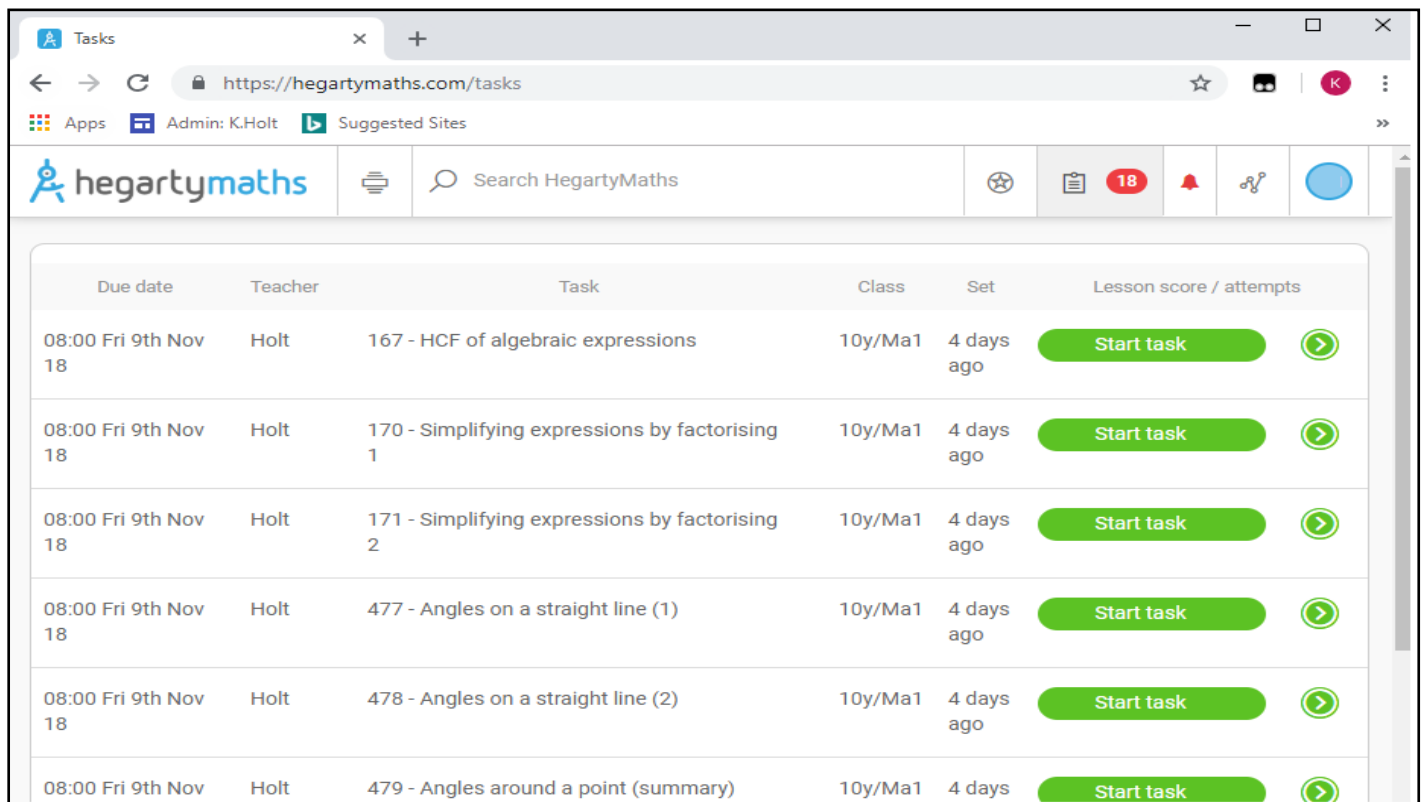
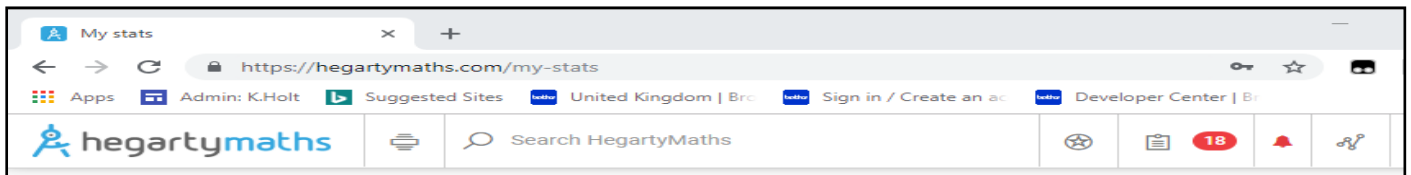
Once successfully logged on your child will see the below screen which has a lot of detail that is useful to the student but also to the parent to ensure that your child has completed the pre-requisite hour of homework each week. The most important in terms of ensuring that your child has completed homework is indicated on **Figure 1**.



**1** This shows the number of hours in total they have spent on assessments since the end of September. This needs to go up by at least 1.0 every week. Students are advised that on the day the homework is set that they write this number in their planner to ensure that the night before homework is due, they can check they have completed enough. A report is run on the morning the homework is due and those who have not completed enough or any homework will be put on detention. Parents/Carers will be informed via email and a detention logged on the system.



Your child is set tasks each week and this will appear as below. The number of task set will initially be the same for all students based on identified weaknesses from tests, exams and book work. Every student will grasp things at a different rate, so it is not the number of tasks that is important, but rather the amount of time spent ensuring that they achieve 100% on the quiz and therefore fix any misconceptions. The quizzes can be re-taken as many times as necessary to get to 100%. Inevitably some students will complete more tasks in the hour than another student and therefore the Maths teacher will re-assign tasks that have not been completed that week, for the students to complete the following week so they are addressing those identified weak areas.



If your child completes all tasks set then they can request more work via the website or alternatively ask their Maths teacher for more before the deadline.

I do hope that this clarifies how the website works and how your child is measured and that this will allow you to support your child to complete their Maths homework on time and to the best of their ability. Should you have any further queries please do not hesitate to contact your child's Maths teacher.